

Decking & Porches Collection



Interactive Version  
with Clickable Content

**Home improvement product solutions
Available from your local distributors**

Our outdoor range

We have designed and developed our range of decking balustrades to perfectly complement both your garden and your home. Designed to work with your decking, the balustrade systems have been created to be easy to install, long lasting, stylish and beautiful.



Decking

Core Deck

Core Deck Stop Chamfered Softwood	04
Core Deck Turned Softwood	05
Core Deck Square Softwood	06
Core Deck America Softwood	07

Iron Deck

Iron Deck Tuscany - Arc Black Baluster	08
Iron Deck Traditional - Black Baluster	09

Contemporary

Clear Deck Softwood	10
-------------------------------------	----

Decking Accessories

11



Porches

Apex Porch Canopy	12
Flat Roof Canopy	13

Stop Chamfered Softwood



Simple, stylish and robust. Our Stop Chamfered range whilst looking great can also last in any weather. The perfect accompaniment to any garden.

Installation method

Core Deck - Stop Chamfered Softwood

Budget guide

Under £250

Click for fitting instructions

Your garden may change with the seasons but our turned decking range remains a timeless classic. It's one of our most versatile designs and works beautifully in gardens of all shapes and sizes.

Installation method

Core Deck - Turned Softwood

Budget guide

Under £250

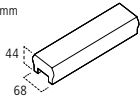
Click for fitting instructions

Turned Softwood

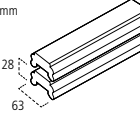


Universal Hand & Baserails (Treated Pine)

DHU18 / DHU24
DECKING RAIL
1800 / 2400mm



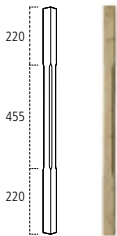
DHNEW1.8 / DHNEW24
DECKING RAIL
1800 / 2400mm



CODE	SIZE (mm)	QTY.
DHNEW1.8	1800 x 63 x 28	1
DHNEW24	2400 x 63 x 28	1
DHU18	1800 x 68 x 44	1
DHU24	2400 x 68 x 44	1

Spindles (Treated Pine)

DEDST9041P
STOP CHAMFERED
TREATED DECK SPINDLE
895 x 41 x 41mm



CODE	SIZE (mm)	QTY.
DEDST9041P	895 x 41 x 41	1

Fixings (Zinc Steel)

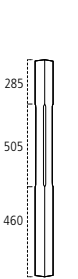
DECKIT
TWIST FIXING BRACKET



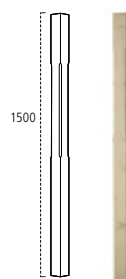
CODE	SIZE (mm)	QTY.
DECKIT	-	1

Newel Posts (Treated Pine)

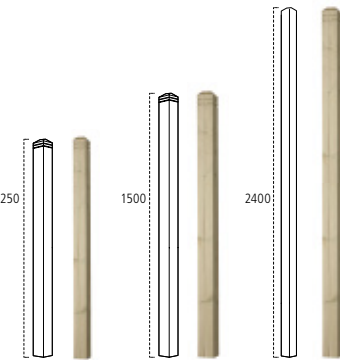
DEP12STCH
DECK POST STOP CHAMFERED
1250 x 82 x 82mm



DEP15STCH
DECK POST STOP CHAMFERED
1500 x 82 x 82mm



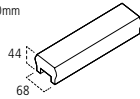
CODE	SIZE (mm)	QTY.
DEP12CB	DECK POST CHAMFERED & BEADED 1250 x 82 x 82mm	1
DEP15CB	DECK POST CHAMFERED & BEADED 1500 x 82 x 82mm	1
DEP24CB	DECK POST CHAMFERED & BEADED 2400 x 82 x 82mm	1



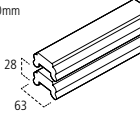
CODE	SIZE (mm)	QTY.
DEP12BLANK	1250 x 82 x 82	1
DEP12STCH	1250 x 82 x 82	1
DEP15BLANK	1500 x 82 x 82	1
DEP15STCH	1500 x 82 x 82	1
DEP15CB	1500 x 82 x 82	1
DEP24CB	2400 x 82 x 82	1

Universal Hand & Baserails (Treated Pine)

DHU18 / DHU24
DECKING RAIL
1800 / 2400mm



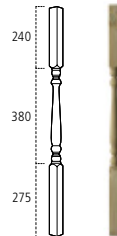
DHNEW1.8 / DHNEW24
DECKING RAIL
1800 / 2400mm



CODE	SIZE (mm)	QTY.
DHNEW1.8	1800 x 63 x 28	1
DHNEW24	2400 x 63 x 28	1
DHU18	1800 x 68 x 44	1
DHU24	2400 x 68 x 44	1

Spindles (Treated Pine)

DED90
EDWARDIAN
TREATED DECK SPINDLE
900 x 41 x 41mm



CODE	SIZE (mm)	QTY.
DED90	900 x 41 x 41	1

Fixings (Zinc Steel)

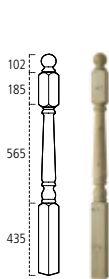
DECKIT
TWIST FIXING BRACKET



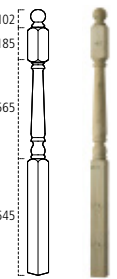
CODE	SIZE (mm)	QTY.
DECKIT	-	1

Newel Posts (Treated Pine)

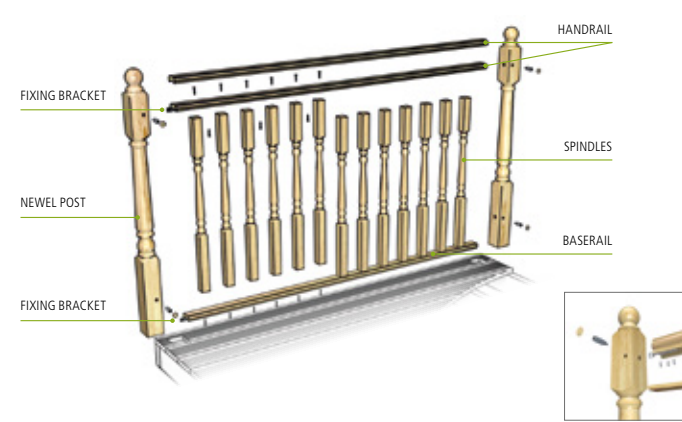
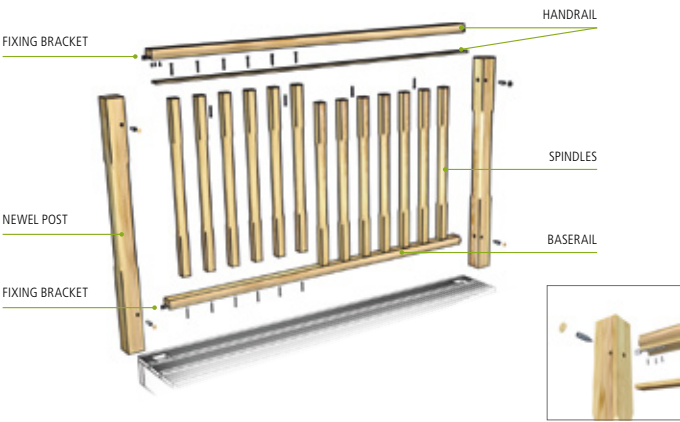
DEP12CAP
DECKING NEWEL INC. CAP
1250 x 82 x 82mm



DEP15CAP
DECKING NEWEL INC. CAP
1500 x 82 x 82mm



CODE	SIZE (mm)	QTY.
DEP12CAP	1250 x 82 x 82	1
DEP15CAP	1500 x 82 x 82	1



Square Softwood



If you're looking for straight forward elegance then our Square softwood range is perfect. Made from high quality pine it combines design and functionality.

Installationmethod

Core Deck - Square Softwood

Budget guide

Under £250

Click for fitting instructions

Recalling the simple utility and rustic appeal of the nineteenth century Shaker style our American range is a perfect combination of durability and colonial heritage.

Installationmethod

Core Deck - American Softwood

Budget guide

Under £250

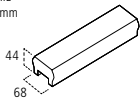
Click for fitting instructions

American Softwood

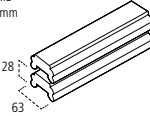


Universal Hand & Baserails (Treated Pine)

DHU18 / DHU24
DECKING RAIL
1800 / 2400mm



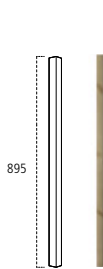
DHNEW1.8 / DHNEW24
DECKING RAIL
1800 / 2400mm



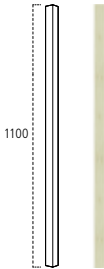
CODE	SIZE (mm)	QTY.
DHNEW1.8	1800 x 63 x 28	1
DHNEW24	2400 x 63 x 28	1
DHU18	1800 x 68 x 44	1
DHU24	2400 x 68 x 44	1

Spindles (Treated Pine)

41PBTR
BLANK TREATED DECK SPINDLE
895 x 41 x 41mm



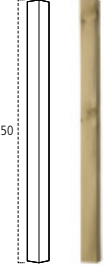
41PBTR110
BLANK TREATED DECK SPINDLE
1100 x 41 x 41mm



CODE	SIZE (mm)	QTY.
41PBTR	895 x 41 x 41	1
41PBTR110	1100 x 41 x 41	1

Newel Posts (Treated Pine)

DEP12BLANK
TREATED DECK NEWEL BLANK
1250 x 82 x 82mm



DEP12CB
DECK POST CHAMFERED & BEADED
1250 x 82 x 82mm



CODE	SIZE (mm)	QTY.
DEP12BLANK	1250 x 82 x 82	1
DEP12CB	1250 x 82 x 82	1

Fixings (Zinc Steel)

DECKIT
TWIST FIXING BRACKET



CODE	SIZE (mm)	QTY.
DECKIT	-	1



Top & Baserails (Treated Pine)

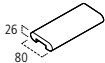
DCMR
METAL BALUSTER PINE RAIL
85 x 35 x 1795mm



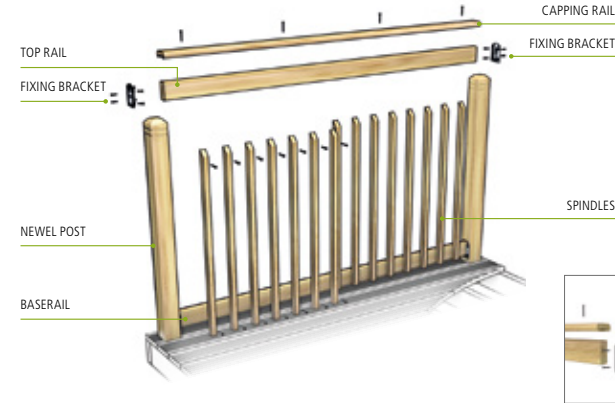
CODE	SIZE (mm)	QTY.
DCMR	1795 x 35 x 88	1

Capping Rail (Treated Pine)

DCAP18
CLEARVIEW CAPPING RAIL
26 x 80 x 1750mm

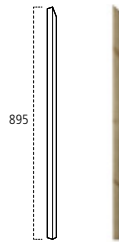


CODE	SIZE (mm)	QTY.
DCAP18	1750 x 80 x 26	1



Spindles (Treated Pine)

DECAM
AMERICAN SPINDLE
32 x 32 x 890mm



CODE	SIZE (mm)	QTY.
DECAM	32 x 32 x 890	1

Fixing Brackets (ABS)

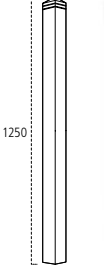
DCVRB
RAIL FIXING BRACKETS



CODE	SIZE (mm)	QTY.
DCVRB	97 x 62 x 12	1 Pair

Newel Posts (Treated Pine)

DEP12CB
DECK POST CHAMFERED & BEADED
1250 x 82 x 82mm



CODE	SIZE (mm)	QTY.
DEP12CB	1250 x 82 x 82	1



Tuscany



Made from high quality steel and powder coated for durability the Tuscany range of decking spindles add style and character to any garden. Utilising our standard newels and an easy to use pre-drilled rail, Tuscany is both simple and beautiful.

Installationmethod

Iron Deck - Tuscany

Budget guide

Under £250

Click for fitting instructions

Made from high quality powder coated steel these spindles offer strength and style whilst providing a modern look and feel to decking. A stunning combination of metal and wood. Utilising easy to use rails, the Traditional range combines style and simplicity.

Installationmethod

Iron Deck - Traditional

Budget guide

Under £250

Click for fitting instructions

Traditional



Top & Baserails (Treated Pine)

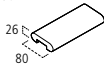
DCDR
METAL BALUSTER PINE RAIL
1800 x 36 x 84mm



CODE	SIZE (mm)	QTY.
DCDR	1800 x 36 x 84	1

Capping Rail (Treated Pine)

DCAP18
CLEARVIEW CAPPING RAIL
26 x 80 x 1750mm



CODE	SIZE (mm)	QTY.
DCAP18	1750 x 80 x 26	1

Spindles (Aluminium)

TCPK
TUSCANY METAL
DECK BALUSTERS
17 (diameter) x 810mm
(Pack of 15)



CODE	SIZE (mm)	QTY.
TCPK*	17 (diameter) x 810	15

*Including locking bar.

Fixing Brackets (ABS)

DCVRB
RAIL FIXING BRACKETS

STEEL IS BLACK
POWDER COATED.



CODE	SIZE (mm)	QTY.
DCVRB	97 x 62 x 12	1 Pair

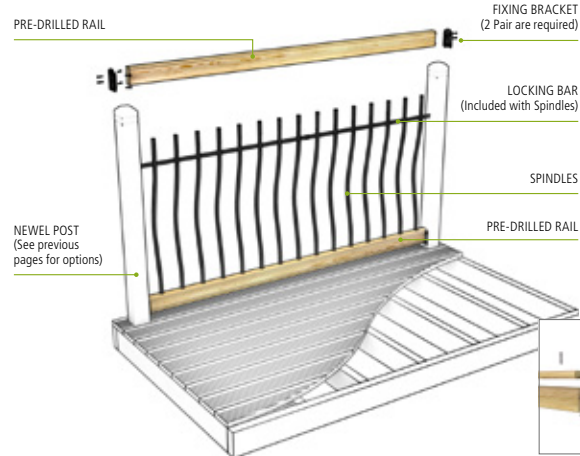
Note: Newel posts and cap rail sold seperately.

Newel Cap (ABS)

DCB
NEWEL CAP



CODE	SIZE (mm)	QTY.
DCB	100 x 100 x 35	1



Top & Baserails (Treated Pine)

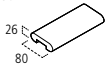
DCDR
METAL BALUSTER PINE RAIL
1800 x 36 x 84



CODE	SIZE (mm)	QTY.
DCDR	1800 x 36 x 84	1

Capping Rail (Treated Pine)


DCAP18
CLEARVIEW CAPPING RAIL
26 x 80 x 1750mm



CODE	SIZE (mm)	QTY.
DCAP18	1750 x 80 x 26	1

Spindles (Aluminium)

TDPK
TRADITIONAL METAL
DECK BALUSTERS
17 (diameter) x 810mm
(Pack of 15)



CODE	SIZE (mm)	QTY.
TDPK	17 (diameter) x 810	15

Fixing Brackets (ABS)

DCVRB
RAIL FIXING BRACKETS

STEEL IS BLACK
POWDER COATED.



CODE	SIZE (mm)	QTY.
DCVRB	97 x 62 x 12	1 Pair

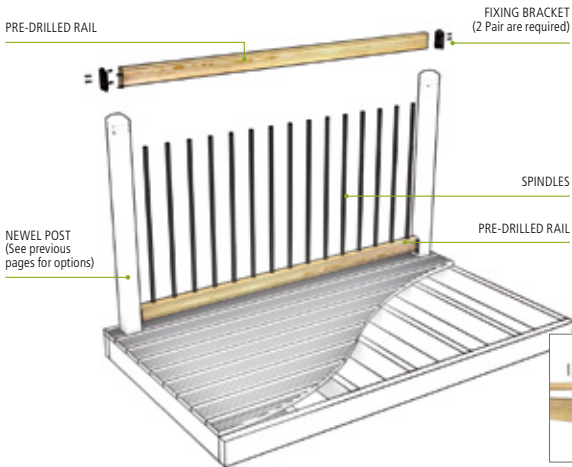
Note: Newel posts and cap rail sold seperately.

Newel Cap (ABS)

DCB
NEWEL CAP



CODE	SIZE (mm)	QTY.
DCB	100 x 100 x 35	1



NEW DCB cap



Softwood



Softwood blends the natural warmth of quality timber with glass balusters for a deck that blends traditional and modern. The result is a beautifully framed panoramic view of your entire garden.

Installation method

Clear Deck - Softwood

Budget guide

Under £250

Click for fitting instructions

Fittings and Parts

We provide a wide range of decking fittings and parts. In line with our commitment to quality, all of our components are designed to last.

Fixing Kit

A universal secure fastening solution for decking handrails. Makes fitting a decking handrail to a newel post easier. Use the correct fixing kit for your system.

Caps

Our range of caps are all made to be long lasting and durable. Choose from a range of styles to match your decking.

Panels and Treads

Decking panels and decking treads are a great solution to add style to your decking area. The decking fence panels work great on their own or with decking spindles.

Cross Hatch Decking Panel

Sunburst Decking Panel

Pine 3 & 5 Tread Decking Strings

Made using treated pine and allows you to create steps to various levels of decking with great ease. Our decking treads are the foundation for your decking's steps, just use decking boards to complete.

Top & Baserails (Treated Pine)

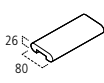
DCLRAIL
CLEARVIEW RAIL
85 x 28 x 1750mm



CODE	SIZE (mm)	QTY.
DCLRAIL	1795 x 28 x 85	1

Capping Rail (Treated Pine)

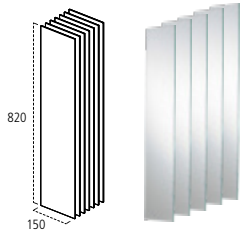
DCAP18
CLEARVIEW CAPPING RAIL
26 x 80 x 1750mm



CODE	SIZE (mm)	QTY.
DCAP18	1750 x 80 x 26	1

Glass Panels (Tempered Glass)

DCLPAN
CLEARVIEW
GLASS PANELS
8 x 150 x 820mm
(Pack of 7)



CODE	SIZE (mm)	QTY.
DCLPAN	8 x 150 x 820	7

Fixing Brackets (ABS)

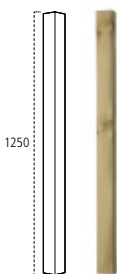
DCVRB
RAIL FIXING BRACKETS



CODE	SIZE (mm)	QTY.
DCVRB	97 x 62 x 12	1 Pair

Newel Posts (Treated Pine)

DEP12BLANK
TREATED DECK NEWEL BLANK
1250 x 82 x 82mm



DEP12CB
DECK POST CHAMFERED & BEADED
1250 x 82 x 82mm



CODE	SIZE (mm)	QTY.
DEP12BLANK	1250 x 82 x 82	1
DEP12CB	1250 x 82 x 82	1

The Clear Deck Softwood system can be used with either the Square newel post and end cap or Stop Chamfered newel post.



Caps

DEB
DECK BALL CAP



DEPTC
DECK PATRICE CAP



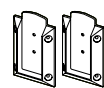
TIMBER / FINISH	CODE	SIZE (mm)	QTY.
* TREATED PINE	DEB	132 x 85 x 85	1
* TREATED PINE	DEPTC	27 x 115 x 115	1

Fixings

DECKIT
TWIST FIXING BRACKET



DCVRB
RAIL FIXING BRACKETS




TIMBER / FINISH	CODE	SIZE (mm)	QTY.
ZINC STEEL	DECKIT	-	1
ABS	DCVRB	97 x 62 x 12	1 Pair


Deck Panels

TIMBER / FINISH	CODE	SIZE (mm)	QTY.
TREATED PINE	DESUN	1130 x 760 x 38	1
TREATED PINE	DEHAT	1130 x 760 x 38	1

DESUN
SUNBURST DECKING PANEL
1130 x 760 x 38mm



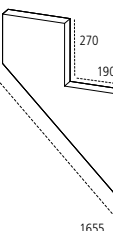
DEHAT
CROSS HATCH DECKING PANEL
1130 x 760 x 38mm



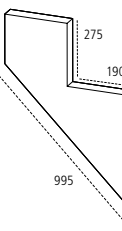
Tread Strings

TIMBER / FINISH	CODE	SIZE (mm)	QTY.
TREATED PINE	DS3	1130 x 760 x 38	1
TREATED PINE	DS5	1135 x 760 x 38	1

DS5
5 TREAD DECK STRING
245 x 1447mm



DS3
3 TREAD DECK STRING
245 x 868mm



Apex Porph

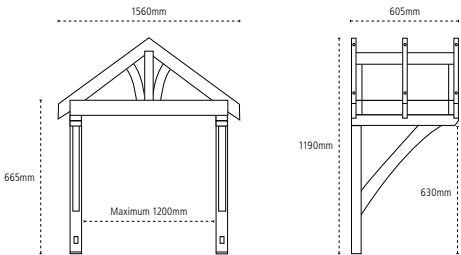
Click for fitting instructions

All our porches and gallow components are manufactured to a high standard and tested by an independent structural engineer.

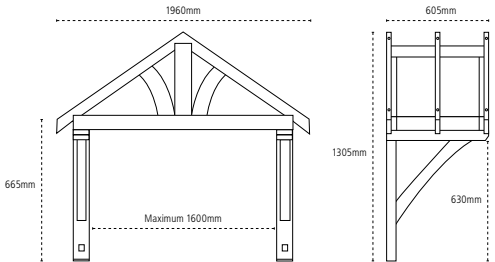
Apex Porph Canopy

PORCH001 / PCH01-P
APEX PORCH CANOPY

TIMBER / FINISH	CODE	SIZE (mm)	QTY.
PINE	PORCH001	1560 x 1190 x 605	1
WHITE PRIMED	PCH01-P	1560 x 1190 x 605	1
PINE	PORCH002	1960 x 1305 x 605	1
WHITE PRIMED	PCH02-P	1960 x 1305 x 605	1



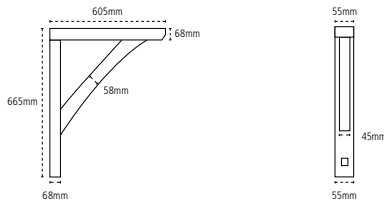
PORCH002 / PCH02-P
APEX PORCH CANOPY



Gallows Bracket

CP300
GALLOW BRACKET

TIMBER / FINISH	CODE	SIZE (mm)	QTY.
PINE	CP300	605 x 665 x 55	1



Click for fitting instructions

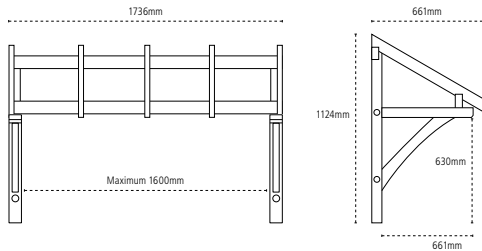
Flat Roof Porph

Click for fitting instructions

Flat Roof Canopy

PORCH003 / PCH03-P
FLAT ROOF PORCH CANOPY

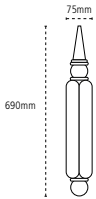
TIMBER / FINISH	CODE	SIZE (mm)	QTY.
PINE	PORCH003	1736 x 1124 x 661	1
WHITE PRIMED	PCH03-P	1736 x 1124 x 661	1



Porch Finial

PORCH200
PORCH FINIAL

TIMBER / FINISH	CODE	SIZE (mm)	QTY.
PINE	PORCH200	75 x 690 x 75	1



Click for fitting instructions



Decking Balustrades – made to last

Regulations & Standards

All of our systems have been independently tested to conform with all the relevant Building Regulations in the UK. The systems all conform to BS6399 - Part 1 1966, Loadings for Buildings, our systems all conform to the latest EU standards. You can be certain when you install or specify Cheshire Moulding Balustrade systems they conform to all the latest standards - for full details please see our trade brochure or website.

Cheshire Moulding are also proud to be full members of the Timber Decking and Cladding Association. This organisation gives expert advice and guidance to ensure high quality decking and associated structures. Our products are also Deck-Mark and Deck-Mark Plus certified to ensure we comply with the latest ISO guidelines.

Cheshire Mouldings also fully support and are able to supply FSC® certified products from responsibly managed forests. We are also able supply PEFC certified products from sustainable forests. Details of which products are certified under each scheme are listed in this brochure. We use FIRA to test our products to the relevant standards.

Timber Pre Treatments

Softwood outdoor balustrade components are treated to make them last for 15 years. They are pressure treated with Celcure AC - 500. Initially, this has a green appearance, but it weathers to a honey brown before eventually fading to grey. It can be painted or stained to match any outdoor colour scheme.

Treatment & Maintenance

All balustrade components should be treated annually with a seal, stain or oil treatment. For all balustrade components, hardwood or softwood, follow carefully the seal, stain or oil recommendations of the manufacturer and test on an off-cut or hidden surface. Use a cloth, slightly heated water and a mild detergent for items such as glass and alloy posts or rails. Do not polish or employ abrasive cleaners and scourers.

Softwood

As standard, timber decking materials from Cheshire Mouldings are made from softwood Scots Pine. There is a natural tendency as the timber weathers for there to be minor surface checking and splitting, caused by the variation in moisture content and the effects of wetting and drying out. These surface defects do not harm the decking structure.

As with balustrades, decking should have a proprietary clear water repellent, semi-transparent seal or decking oil applied, for the sake of protection and enhancement. Make sure that the decking is dry before you start. Test by sprinkling drops of water over the surface and if the wood does not absorb the moisture let it dry out and retest before carrying out the work.

Note that newly-laid decking should not have any finish applied until it has weathered properly.

Add an end-seal preservative to any surface that has been exposed by drilling or cutting.

FSC® certified products available upon request.



ASSISTANCE

Any questions? Please call our technical helpline:
Freephone 0800 085 3475

Cheshire Mouldings Trade don't just have an outstanding range of Decking and Porches, but also offer market leading products in the following areas:




Stair parts

A fabulous range of stair parts to transform any home. With styles and systems from the modern Clarity to the traditional Benchmark our products mix styles and materials to enhance any home.



Mouldings

Updating flooring is one of the easiest ways to give a room a new lease of life. With ranges from laminate to engineered to solid wood we have a perfect solution for every home and budget.



Handy Packs

From PSE to Sawn and Treated wood through to Skirtings and Architraves our Handy Packs come with the Cheshire Mouldings guarantee of quality and durability.



Sheet Materials

From MDF to Hardboard through to Melamine, Plywood, OSB and Chipboard our Sheet Materials range is perfect for any job.



Order your copy of our new **Trade Product Guide** for free today!

To find out more about our range of products or to get a quote simply call us on **0800 085 3475** or visit **www.cheshiremouldings.co.uk** to see our full product range

Sign up for our NEW Trade App



The App benefits from great features

- ☞ Place orders 24/7
- ☞ Search, scan and browse products from our full catalogue
- ☞ Create favourites and build shopping lists
- ☞ Check stock levels
- ☞ Receive the latest discounts and special promotions
- ☞ View your customer specific pricing
- ☞ Explore our media library
- ☞ All from your mobile or tablet device