

Symbiosis of protection and beauty  
**CETOL® WF 771**

**sikkens**  
WOOD COATINGS

*Passion for wood*

**NOW  
ALSO WITH  
METALLIC  
EFFECT!**



**AkzoNobel**

# Only the best for your wood

Which material is better suited to the garden and to terraces than natural wood? Wherever it is used it creates an atmospheric ambience and increases the sense of well-being.



## CETOL® WF 771

Matt, transparent, non film-forming base, mid and top coat in the 1 pot 3 layer system.

**Substrate:** For semi-stable and dimensionally non-stable wooden elements made from hard-, soft- and modified woods



**Application:** brushing, brushing machine, vacuum coater, dipping, flowcoating




### Product benefits at a glance

- Can be used as a primer, mid and top coat
- High UV protection
- No flaking
- Can also be used as a greying stain
- Flexible application opportunities
- High steam permeability
- Very good bonding
- Can be painted over without sanding
- Quick-drying  
(at least two coats possible per day)
- Can be tinted in the many colours of the Never Ending Impressions collection
- Can be combined with WV 810 effect pigment for the metallic look

**Packsizes:** 2.5 l / 10 l / 110 l

Exterior wood is exposed to extreme stresses. That's why it requires special protection and care, so that it remains beautiful and intact and doesn't grey. We have developed a special water-based coating for especially stressed wood in CETOL® WF 771 that preserves the unique wood effect and a finish which glistens in bright colours. The natural matt, non film-forming stain combines two protective technologies: good moistening of the wood surface without flaking, as well as very good UV and moisture protection.



### Function of the Self-Stratifying® binder

- Binder 1
- Binder 2

### Protection and beauty for

- Decking
- Facade cladding and balustrades
- Greenhouses, garden furniture and garden fences
- Grating and trellises
- Roof structures and wooden structures

### Highly effective on all types of wood

- Coniferous woods such as Pine, Spruce, Larch
- Tropical woods such as Ipe, Bangkirai, Meranti, Teak
- Hardwoods such as Oak
- Boiler pressure impregnated woods
- modified woods such as Accoya (not for decking) or thermally modified wood



## This is how you prepare the substrate

### New wood

The wood shows possible traces of resin, fat residue and sawing errors. In this case the horizontal surfaces (e. g. for decking) have to be high-pressure washed. Sawing errors can be sanded.

### Freshly sawed wood

With freshly sawed wood a certain amount of time is required for drying before fitting. With boiler pressure impregnated wood the residual moisture is to be checked before coating. For storage, distance beams are to be arranged between each stack of wood in order to ensure unobstructed air circulation between the planks. In moist surroundings the wood is to be covered. Eliminate or redress possible traces of resin, fat residue and sawing errors.

### Pre-treated wood

Before every pre-treatment such as sanding, bleaching with TSP (sodium triphosphate), oxalic acid treatment, etc. please contact the supplier of the pre-treated wood for information regarding the compatibility of the protective system, as well as for health and environmental protection tips.

### Wood with limited durability

A suitable impregnation is required for woods without natural durability corresponding to classes 4 and 5, according to DIN EN 350. These woods include the European larch and Douglas Fir such as Fir or Spruce. For this we recommend our CETOL® WV 880<sup>BPD</sup> impregnation.

### Extra protection for end grain

The service life of decking and facade cladding significantly increases with a correct protective treatment. The open ends of the wood are a particular weak point where microcracks can occur due to water seepage, swelling and drying out. Kodrin® WV 456 seals the end grain of the interfaces so that moisture penetration and damages occurring from there are prevented. The water-based quick-drying end grain sealing mass is directly applied to the damaged areas with CETOL® WF 771 after the primer coat.



1st coat  
CETOL® WF 771



4 h drying time



Sealant  
Kodrin WV 456



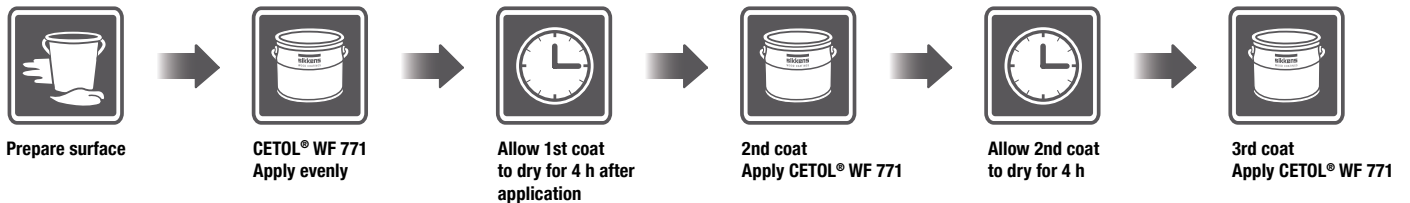
4 h drying time



# That's how easy it is to coat with CETOL® WF 771

## Correct application

- CETOL® WF 771 should be applied at a surface temperature range of 15° to 25° Celsius.
- Wood moisture of between 12 and 15 % is ideal for application of the coating.
- In the case of heavily weathered wood, the wood should be sanded before the first coating.
- Evenly apply the CETOL® WF 771 stain.
- The entire quantity of paint applied must be absorbed by the substrate.
- The application of the paint should always be in the direction of the wood grain.
- Let the surface thoroughly dry after the base and mid coat.



## Please avoid

- direct sunlight when applying CETOL® WF 771
- dew formation or moist climate
- humidity of the wood above 18 %
- do not overdose; prevent the formation of puddles!

## Terrace furniture

In order to ensure that the decking is completely dried, the terrace furniture should be set up no sooner than seven days after coating.



wood terrace after UV weathering without protection



Tropical wood terrace after treatment with CETOL® WF 771




## Come out for colour!

Wood protection and a fascinating chromaticity are the trademarks of the CETOL® stains. Our Never Ending Impressions collection offers you a fascinating spectrum of intensive colours of the highest transparency.

You may see bright colours, but we see optimum top technology. As our standards are high, our objective is to achieve optimum weather resistance, maximum use and an ideal balance between effectiveness and low environmental impact. The result is water-soluble stain systems which protect wood from extreme exposure. Using colours which light up the world.

Dive into a world full of colour. The Never Ending Impressions colour collection offers you a wide spectrum of unique, intensive and harmoniously balanced colour tones leaving nothing to be desired. The attractive colour shades of decent to vivid expressiveness open up more room for your creative freedom.



Mineral Grey, Gold Satin and Lavender colours with metallic additive on planed wood.



## New: metallic look!

Now give the fascinating Never Ending Impressions world of colours a further dimension and create the new metallic effect with WV 810 effect pigment.

Wood with a metallic look – this is the start of a new, fascinating trend. With its very special appearance the metallic effect gives the natural material its very own visual appeal. The effect can be varied by the added amount of the metallic pigment. The WV 810 effect pigment is available in 10 kg. The added amount should not be more than 5%.



Trendy metallic effect on freshly sawn wood: CETOL® WF 771 combined with the WV 810 effect pigment

**sikkens**  
WOOD COATINGS

*Passion for wood*

## AkzoNobel

[www.akzonobel.com](http://www.akzonobel.com)

AkzoNobel has a passion for paint. We're experts in the proud craft of making paints and coatings, setting the standard in color and protection since 1792. Our world class portfolio of brands – including Dulux, International, Sikkens and Interpon – is trusted by customers around the globe. Headquartered in the Netherlands, we are active in over 150 countries and employ around 34,500 talented people who are passionate about delivering the high-performance products and services our customers expect.

For more information please visit  
[www.akzonobel.com](http://www.akzonobel.com)

Akzo Nobel Hilden GmbH  
Düsseldorfer Straße 96–100  
40721 Hilden  
Germany  
[www.sikkens-wood-coatings.com](http://www.sikkens-wood-coatings.com)

© 2019 Akzo Nobel N.V.  
All rights reserved.